

04

Tráfico
estadísticas de tráfico

Traffic
traffic statistics



04
tráficos

4.1 Tráfico de pasaje
Passenger traffic

4.1.1 Pasajeros
Passengers

4.1.1.1 Pasajeros, número
Passengers, number

		Cabotaje	Exterior	Total	Interior
		<i>Domestic</i>	<i>Foreign</i>	<i>Total</i>	<i>Local</i>
En régimen de transporte <i>Shipping lines</i>	Embarcados / <i>Embarked</i>			0	427.751
	Desembarcados / <i>Disembarked</i>			0	422.142
	En tránsito / <i>In transit</i>			0	
	Total			0	849.893
De crucero <i>Cruise</i>	En tránsito / <i>In transit</i>			9.405	
	Inicio de línea / <i>Starting a cruise</i>			1	
	Fin de línea / <i>Ending a cruise</i>			19	
	Total			9.425	
Otros pasajeros <i>Other passengers</i>				0	
	Total			0	
Total				9.425	849.893

4.1.1.2 Pasajeros de línea regular, número. Puertos de origen y destino
Passengers of regular shipping lines, number. Ports of origin and destination


4.1.2 Automóviles en régimen de pasaje. Número de unidades
Vehicles with passengers. Number of vehicles

4.2 Buques
Vessels



























4.2.1 Buques mercantes
Merchant ships









4.2.1.1 Distribución por tonelaje
Distribution by tonnage

		< 3.000GT	3.001 – 5.000GT	5.001 – 10.000GT	10.001 – 25.000GT	25.001 – 50.000GT	>50.000 GT	Total
Españoles <i>Spanish</i>	nº / No.	91	33	31	108	0	0	263
	G.T. / G.T.	70.943	147.739	247.547	1.699.905	0	0	2.166.134
Extranjeros <i>Foreign</i>	nº / No.	188	33	383	222	358	95	1.279
	G.T. / G.T.	358.254	128.169	3.119.408	3.347.230	13.856.645	5.864.268	26.673.974
Total	nº / No.	279	66	414	330	358	95	1.542
	G.T. / G.T.	429.197	275.908	3.366.955	5.047.135	13.856.645	5.864.268	28.840.108
%	nº / No.	18,09%	4,28%	26,85%	21,40%	23,22%	6,16%	100,00%
%	G.T. / G.T.	1,49%	0,96%	11,67%	17,50%	48,05%	20,33%	100,00%



4.2.1.2 Distribución por bandera
Distribution by flag

BANDERAS / FLAGS	Número / Number	G.T. / G.T.
 Alemania	28	1.228.669
 Angola	2	1.471
 Antigua y Barbuda	40	376.222
 Argelia	1	8.161
 Argentina	1	261
 Bahamas	60	2.478.306
 Barbados	4	11.022
 Bélgica	5	12.676
 Belice	2	2.639
 Bermudas	4	241.162
 Chipre	185	1.892.828
 Corea del Sur	2	116.084
 Curaçao	2	7.150
 Dinamarca	1	25.709
 EE.UU.	2	131.368
 Ecuador	2	2.865
 El Salvador	1	2.119
 Eslovaquia	1	1.934
 España	263	2.166.134
 Filipinas	3	104.906
 Francia	18	418.872
 Gibraltar	19	388.568
 Guinea Bissau	1	436
 Hong Kong	36	1.452.531
 Isla de Man	1	29.688
 Islas Caimán	2	62.065

BANDERAS / FLAGS	Número / Number	G.T. / G.T.
 Islas Cook	2	9.452
 Islas Malvinas (Falkland)	32	63.853
 Islas Marshall	69	2.402.018
 Japón	4	202.995
 Letonia	12	694.967
 Liberia	1	6.668
 Lituania	88	2.871.026
 Luxemburgo	3	15.151
 Malta	3	15.081
 Marruecos	97	1.727.940
 Mauricio	2	751
 Mauritania	1	4.970
 Moldavia	3	2.492
 Namibia	1	1.084
 Noruega	3	2.883
 Países Bajos	30	749.498
 Panamá	118	1.018.359
 Polonia	69	2.511.808
 Portugal	196	2.133.681
 Reino Unido	30	339.199
 Rusia	8	13.053
 San Vicente y Granadinas	7	14.241
 Senegal	2	4.214
 Singapur	67	2.800.863
 Suecia	2	21.223
 Togo	2	7.998
 Turquía	2	34.861
 Uruguay	1	1.545
 Vanuatu	1	4.388
Total	1.542	28.840.108



4.2.1.3 Distribución por tipos de buques
Distribution by types of vessels

TIPO DE BUQUES / TYPE OF VESSELS	Españoles / Spanish		Extranjeros / Foreign		Total	
	nº / No.	G.T. / G.T.	nº / No.	G.T. / G.T.	nº / No.	G.T. / G.T.
Graneleros Líquidos / Tankers	0	0	29	358.316	29	358.316
Graneleros Sólidos / Bulk-Carriers	37	266.697	42	400.705	79	667.402
Carga General / General Cargo	13	59.520	153	1.139.202	166	1.198.722
Carga General / General cargo	12	52.313	137	1.020.964	149	1.073.277
Transportes Especializados / Specialized transport	1	7.207	16	118.238	17	125.445
Ro-Ro / Ro Ro	109	1.702.895	366	15.024.313	475	16.727.208
Ro-Ro Mercancías / Ro-Ro Goods	109	1.702.895	360	14.795.297	469	16.498.192
Ro-Ro mixtos / Ro-Ro Mixed	0	0	6	229.016	6	229.016
Ro-Ro Pasaje / Ro-Ro Passengers	0	0	0	0	0	0
Pasaje / Passengers	12	2.562	7	418.790	19	421.352
Pasaje crucero / Passengers cruise	0	0	7	418.790	7	418.790
Pasaje rápido / Passengers	0	0	0	0	0	0
Pasaje otros buques / Passengers other ships	12	2.562	0	0	12	2.562
Portacontenedores / Containers	0	0	576	9.091.547	576	9.091.547
Otros Buques Mercantes / Other Merchant Ships	92	134.460	106	241.101	198	375.561
Pesqueros de altura congeladores / Deep sea fishing freezer vessels	62	64.085	82	132.168	144	196.253
Otros buques / Other ships	30	70.375	24	108.933	54	179.308
TOTAL	263	2.166.134	1.279	26.673.974	1.542	28.840.108

4.2.2 Buques de guerra
Warships

	Españoles / Spanish	Extranjeros / Foreign	Total
Número / Number	9	0	9
G.T. / G.T.	5.450	0	5.450

4.2.3 Embarcaciones de pesca
Fishing vessels

	Bajura / Coastal	Altura / Deep sea	Total
Matriculados durante el año, a 31 de diciembre Registered up till 31 st. December			
Número / Number	1	2	3
G.T. / G.T.	336	943	1.279
Con base en el Puerto Based in the port			
Número / Number	169	47	216
G.T. / G.T.	28.021	31.977	59.998

4.2.4 Embarcaciones de recreo
Pleasure boats

Con base en el puerto / Based in the port	
Número / Number	1.777
Eslora x manga (medias) / Length x beam (average)	22,18 m ²

4.2.5 Buques entrados para desguace
Vessels entered for breaking up

4.2.6 Otras embarcaciones
Other ships

Tipo / Type	número / number	G.T. / G.T.
Buques Administración / Government ships	39	53.386
Buques Servicios Portuarios / Port services boats	13	1.141
Pesqueros de Altura / Deep sea fishing vessels	686	154.748
Pesqueros de Litoral / Coastline fishing vessels	73	7.920
Remolcadores / Tugs	32	32.608
TOTAL	843	249.803



4.3 Mercancías, toneladas
Goods, tons


4.3.1 Movidas por muelles y atraques de servicio
Handled at Port Authority quays and berths

	cabotaje / domestic			exterior / foreign			total / total		
	embarc. loaded	desemb. unloaded	total	embarc. loaded	desemb. unloaded	total	embarc. loaded	desemb. unloaded	total
Graneles líquidos / Liquid bulks									
Aceites de pescado / Fish oils	0	0	0	0	402	402	0	402	402
Aceites y grasas / Oils and greases	0	0	0	0	4.416	4.416	0	4.416	4.416
Productos químicos / Chemical products	0	0	0	0	42.354	42.354	0	42.354	42.354
TOTAL / TOTAL	0	0	0	0	57.744	57.744	0	57.744	57.744
Graneles sólidos por instalación especial / Dry bulks by special installation									
Cemento / Cement	0	227.114	227.114	0	73.872	73.872	0	300.986	300.986
TOTAL / TOTAL	0	227.114	227.114	0	73.872	73.872	0	300.986	300.986
Mercancía general / General cargo									
Abonos y piensos / Fodder and Fertilizers	508	49	557	24.155	17.200	41.356	24.663	17.250	41.912
Aceite de pescado / Fish oil	0	244	244	2.340	5.676	8.015	2.340	5.920	8.260
Aceites y grasas / Oils and greases	0	0	0	10.676	1.570	12.246	10.676	1.570	12.246
Alimentos / Food	1.019	117	1.136	124.225	6.249	130.474	125.245	6.366	131.611
Automóviles / Vehicles	12.793	146	12.938	633.407	70.223	703.630	646.200	70.369	716.569
Carbones y coque de petróleo Steam coal and petroleum coke	0	20	20	5.253	6.562	11.815	5.253	6.582	11.835
Cereales y sus harinas Cereals and their flours	9	0	9	679	733	1.413	689	733	1.422
Conservas / Tinned food	833	82	915	23.785	117.416	141.201	24.618	117.498	142.116
Frutas, hortalizas y legumbres Fruits and vegetables	0	0	0	7.957	143.106	151.063	7.957	143.106	151.063
Granito en bruto Granite crude or roughly trimmed	0	0	0	123.186	113.292	236.478	123.186	113.292	236.478
Harina de Pescado / Fish flour	298	0	298	6.590	17.458	24.048	6.888	17.458	24.346
Maderas, duelas y traviesas Wood and articles of wood	534	10	544	168.420	22.151	190.571	168.955	22.160	191.115
Maquinaria / Machinery	632	445	1.077	68.115	38.202	106.316	68.747	38.647	107.394
Metales y sus manufacturas Metals and manufactures	41.559	11.579	53.138	42.294	271.897	314.192	83.853	283.477	367.330
Muebles y electrodomésticos Furniture and electrical appliances	281	0	281	2.515	1.465	3.980	2.796	1.465	4.261
Otros granitos y mármoles Other granites and marbles	586	0	586	206.158	9.441	215.599	206.745	9.441	216.186
Otros materiales construcción Other building materials	1.967	17	1.985	72.987	24.694	97.681	74.954	24.712	99.666
Papel y pasta / Paper and pulp	4.963	0	4.963	8.312	2.423	10.735	13.275	2.423	15.698
Pesca congelada / Frozen fish	453	5.368	5.821	106.217	381.289	487.507	106.670	386.658	493.328
Piezas auto / Vehicle spare parts	87	50	137	30.304	89.013	119.318	30.391	89.063	119.454
Pizarra / Slate	0	0	0	34.711	2.935	37.646	34.711	2.935	37.646
Productos químicos / Chemical products	2.326	359	2.685	30.568	43.097	73.665	32.894	43.456	76.351
Resto mercancías / Other goods	2.818	435	3.252	67.493	68.904	136.397	70.311	69.339	139.650
Sal / Salt	1	0	1	298	0	298	299	0	299
Tara equipamientos / Equipments tare	18.905	15.922	34.827	235.535	250.606	486.140	254.440	266.527	520.968
Vinos, bebidas, alcoholes y derivados Wines, drinks and spirits	3.144	176	3.320	27.923	2.596	30.519	31.067	2.772	33.839
TOTAL / TOTAL	93.716	35.020	128.736	2.064.105	1.708.200	3.772.305	2.157.821	1.743.220	3.901.041
TOTAL / TOTAL	93.716	262.134	355.850	2.064.105	1.839.816	3.903.921	2.157.821	2.101.950	4.259.771

En este cuadro NO se incluyen los transbordos
This chart does NOT include transshipment

4.3.2 Movidas por muelles y atraques de particulares
Handled at private quays and berths

	cabotaje / domestic			exterior / foreign			total / total		
	embarc. loaded	desemb. unloaded	total	embarc. loaded	desemb. unloaded	total	embarc. loaded	desemb. unloaded	total
Mercancía general / General cargo									
Maquinaria / Machinery	0	0	0	0	50	50	0	50	50
Metales y sus manufacturas / Metals and manufactures	0	0	0	0	13	13	0	13	13
Pesca Congelada / Frozen fish	0	20.233	20.233	161	56.197	56.358	161	76.431	76.591
Resto mercancías / Other goods	0	0	0	403	150	553	403	150	553
TOTAL / TOTAL	0	20.233	20.233	564	56.410	56.974	564	76.643	77.207



04
tráficos



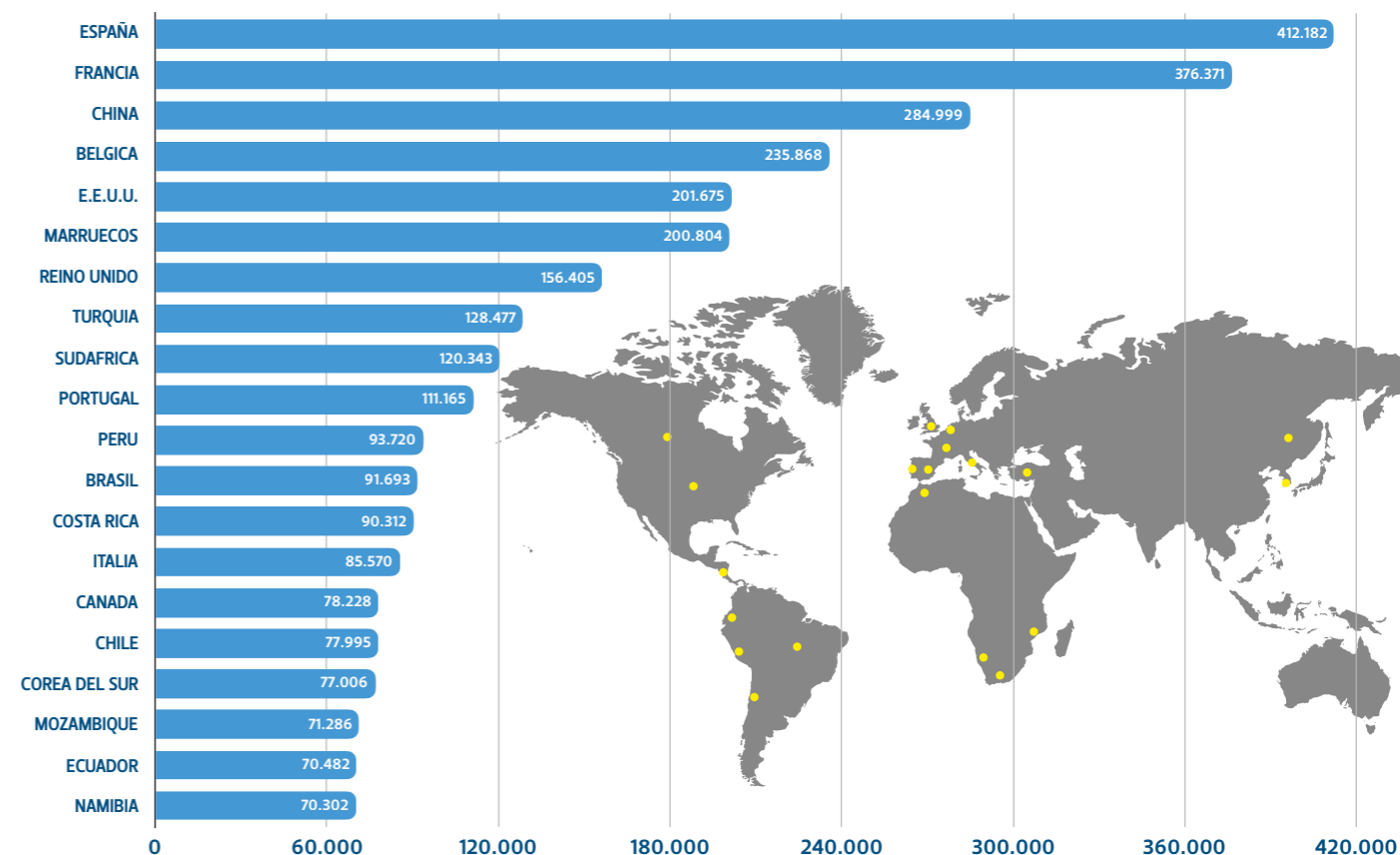
4.3.3 Embarcadas y desembarcadas en el año Loaded and unloaded during the year


	cabotaje / domestic			exterior / foreign			total / total		
	embarc. loaded	desemb. unloaded	total total	embarc. loaded	desemb. unloaded	total total	embarc. loaded	desemb. unloaded	total total
Graneles líquidos / Liquid bulks									
Aceites de pescado / Fish oils	0	0	0	0	402	402	0	402	402
Aceites y grasas / Oils and greases	0	0	0	0	8.980	8.980	0	8.980	8.980
Productos químicos / Chemical products	0	0	0	0	48.363	48.363	0	48.363	48.363
TOTAL / TOTAL	0	0	0	0	57.744	57.744	0	57.744	57.744
Graneles sólidos por instalación especial / Dry bulks by special installation									
Cemento / Cement	0	227.114	227.114	0	73.872	73.872	0	300.986	300.986
TOTAL / TOTAL	0	227.114	227.114	0	73.872	73.872	0	300.986	300.986
Graneles sólidos sin instalación especial / Dry bulks without special installation									
TOTAL / TOTAL	0	0	0	0	0	0	0	0	0
Mercancía general / General cargo									
Abonos y piensos / Fodder and fertilizers	508	49	557	24.155	17.200	41.356	24.663	17.250	41.912
Aceite de pescado / Fish oil	0	244	244	2.340	5.676	8.015	2.340	5.920	8.260
Aceites y grasas / Oils and greases	0	0	0	10.676	1.570	12.246	10.676	1.570	12.246
Alimentos / Food	1.019	117	1.136	124.225	6.249	130.474	125.245	6.366	131.611
Automóviles / Vehicles	12.793	146	12.938	633.407	70.223	703.630	646.200	70.369	716.569
Carbones y coque de petróleo Steam coal and petroleum coke	0	20	20	5.253	6.562	11.815	5.253	6.582	11.835
Cereales y sus harinas Cereals and their flours	9	0	9	679	733	1.413	689	733	1.422
Conservas / Tinned food	833	82	915	23.785	117.416	141.201	24.618	117.498	142.116
Frutas, hortalizas y legumbres Fruits and vegetables	0	0	0	7.957	143.106	151.063	7.957	143.106	151.063
Granito en bruto Granite crude or roughly trimmed	0	0	0	123.186	113.292	236.478	123.186	113.292	236.478
Harina de pescado / Fish flour	298	0	298	6.590	17.458	24.048	6.888	17.458	24.346
Maderas, duelas y traviesas Wood and articles of wood	534	10	544	168.420	22.151	190.571	168.955	22.160	191.115
Maquinaria / Machinery	632	445	1.077	68.115	38.252	106.367	68.747	38.697	107.444
Metales y sus manufacturas Metals and manufactures	41.559	11.579	53.138	42.294	271.910	314.204	83.853	283.489	367.342
Muebles y electrodomésticos Furniture and electrical appliances	281	0	281	2.515	1.465	3.980	2.796	1.465	4.261
Otros granitos y mármoles Other granites and marbles	586	0	586	206.158	9.441	215.599	206.745	9.441	216.186
Otros materiales construcción Other building materials	1.967	17	1.985	72.987	24.694	97.682	74.954	24.712	99.666
Papel y pasta / Paper and pulp	4.963	0	4.963	8.312	2.423	10.735	13.275	2.423	15.698
Pesca congelada / Frozen fish	453	25.601	26.054	106.378	437.487	543.865	106.831	463.088	569.919
Piezas auto / Vehicle spare parts	87	50	137	30.304	89.013	119.318	30.391	89.063	119.454
Pizarra / Slate	0	0	0	34.711	2.935	37.646	34.711	2.935	37.646
Productos químicos Chemical products	2.326	359	2.685	30.568	43.097	73.665	32.894	43.456	76.351
Resto mercancías / Other goods	2.818	435	3.252	67.896	69.054	136.950	70.714	69.488	140.202
Sal / Salt	1	0	1	298	0	298	299	0	299
Tara equipamientos Equipments tare	18.905	15.922	34.827	235.535	250.606	486.140	254.440	266.527	520.968
Vinos, bebidas, alcoholes y derivados Wines, drinks and spirits	3.144	176	3.320	27.923	2.596	30.519	31.067	2.772	33.839
TOTAL / TOTAL	93.716	55.253	148.969	2.064.669	1.764.610	3.829.278	2.158.385	1.819.863	3.978.248
TOTAL / TOTAL	93.716	282.367	376.083	2.064.669	1.896.226	3.960.895	2.158.385	2.178.593	4.336.978

4.3.4 Total mercancías por países de origen y destino
Total goods by nationality of ports of origin and destination

País Country	Desembarcadas Unloaded	Embarcadas Loaded	Total	País Country	Desembarcadas Unloaded	Embarcadas Loaded	Total
Albania	177	4.371	4.548	Guadalupe	15	4.003	4.018
Alemania	13.263	38.062	51.325	Guatemala	5.033	5.282	10.314
Angola	48.196	1.367	49.563	Guinea-Bisáu	0	32	32
Antigua y Barbuda	4	0	4	Guinea Ecuatorial	6	1.954	1.961
Arabia Saudí	1.661	8.768	10.429	Guinea Conakri	27	3.289	3.317
Argelia	709	64.795	65.504	Guyana	0	134	134
Argentina	60.845	9.081	69.925	Guyana Francesa	459	1.339	1.798
Aruba	0	198	198	Haití	0	872	872
Australia	137	4.442	4.579	Honduras	69	2.253	2.322
Bahamas	0	5	5	Hong Kong	1.910	4.023	5.934
Bangladesh	1.495	1.097	2.592	India	42.578	5.458	48.036
Baréin	40.629	2.400	43.029	Indonesia	48.488	6.597	55.085
Bélgica	32.373	203.495	235.868	Iraq	0	1.961	1.961
Belice	664	123	787	Irlanda	88	4.105	4.193
Benín	0	1.167	1.167	Islandia	5.819	1.178	6.997
Bielorrusia	21	0	21	Islas Caimán	0	21	21
Birmania (Myanmar)	29	0	29	Islas Feroe	465	122	586
Bolivia	0	44	44	Islas Malvinas (Falkland)	42.598	33	42.630
Brasil	75.832	15.861	91.693	Islas Vírgenes Británicas	0	70	70
Bulgaria	332	2.478	2.809	Israel	3.265	11.928	15.193
Cabo Verde	1.106	194	1.300	Italia	1.620	83.950	85.570
Camboya	229	0	229	Jamaica	19	1.981	2.001
Camerún	564	6.316	6.879	Japón	3.360	12.717	16.076
Canadá	2.882	75.345	78.228	Jordania	451	4.839	5.290
Chile	39.777	38.218	77.995	Kenia	2.004	295	2.300
China	181.578	103.421	284.999	Kuwait	12	3.014	3.027
Chipre	4	1.831	1.835	Letonia	3.797	1.849	5.647
Colombia	27.030	7.025	34.055	Líbano	0	1.196	1.196
Comoras	0	154	154	Liberia	0	488	488
Congo	0	828	828	Libia	0	10.203	10.203
Corea del Sur	57.609	19.397	77.006	Lituania	269	1.607	1.876
Costa de Marfil	1.377	4.878	6.256	Macao	0	54	54
Costa Rica	84.667	5.645	90.312	Madagascar	1.297	241	1.538
Croacia	83	3.537	3.620	Malasia	9.006	3.268	12.274
Cuba	893	3.452	4.345	Maldivas	767	113	880
Curaçao	0	13	13	Mali	0	23	23
Dinamarca	29.661	1.406	31.066	Malta	13	5.421	5.434
Djibouti	1.496	210	1.706	Marruecos	46.891	153.914	200.804
EE.UU.	38.786	162.889	201.675	Martinica	0	3.330	3.330
Ecuador	63.787	6.695	70.482	Mauricio	6.773	431	7.204
Egipto	4.670	36.912	41.582	Mauritania	3.292	1.777	5.069
El Salvador	2.883	3.371	6.254	Mayotte	0	220	220
Emiratos Árabes Unidos	162	14.344	14.506	México	11.792	27.948	39.740
Eslovenia	154	575	728	Mongolia	0	30	30
España	304.437	107.745	412.182	Montenegro	0	930	930
Estonia	1.343	120	1.463	Monsterrat	0	19	19
Filipinas	13.158	2.372	15.530	Mozambique	67.879	3.408	71.286
Finlandia	6.224	7.450	13.675	Namibia	69.729	573	70.302
Francia	118.153	258.217	376.371	Nicaragua	2.402	493	2.895
Gabón	146	1.271	1.417	Nigeria	48	3.573	3.621
Gambia	15	314	329	No determinado	3.587	17.185	20.772
Georgia	0	1.369	1.369	Noruega	13.281	17.892	31.173
Ghana	1.873	5.381	7.255	Nueva Caledonia	37	150	188
Granada	0	12	12	Nueva Zelanda	8.389	1.915	10.304
Grecia	1.573	28.493	30.065	Omán	364	855	1.220

País Country	Desembarcadas Unloaded	Embarcadas Loaded	Total	País Country	Desembarcadas Unloaded	Embarcadas Loaded	Total
Países Bajos	30.591	31.405	61.996	Siria	0	4.352	4.352
Pakistán	1.776	1.205	2.981	Somalia	0	81	81
Panamá	6.143	5.652	11.796	Sri Lanka	183	380	563
Papua Nueva Guinea	17.466	0	17.466	Sudáfrica	104.680	15.663	120.343
Paraguay	150	561	711	Sudán	0	32	32
Perú	60.199	33.521	93.720	Suecia	2.826	4.946	7.772
Polinesia Francesa	713	541	1.254	Surinam	0	163	163
Polonia	3.458	27.216	30.674	Tailandia	5.920	1.000	6.919
Portugal	85.408	25.757	111.165	Taiwan	1.433	6.786	8.219
Puerto Rico	0	3.195	3.195	Tanzania	1.202	34	1.235
Qatar	3.681	2.985	6.666	Togo	0	1.015	1.015
Reino Unido	49.134	107.271	156.405	Trinidad y Tobago	2.273	411	2.683
Repúb. Democ. Congo	0	283	283	Túnez	22	30.726	30.748
Repúb. Dominicana	56	23.696	23.752	Turcas y Caicos	0	91	91
Reunión	59	597	656	Turquía	25.292	103.185	128.477
Rumania	655	2.679	3.334	Ucrania	1.306	11.408	12.714
Rusia	19.129	2.375	21.505	Uganda	0	123	123
Santo Tomé y Príncipe	0	30	30	Uruguay	22.482	3.288	25.770
Senegal	13.537	2.410	15.947	Uzbekistán	0	21	21
Serbia	0	28	28	Venezuela	397	1.599	1.996
Seychelles	35.338	816	36.154	Vietnam	11.844	8.908	20.752
Sierra Leona	0	1.393	1.393	Yemen	124	3	127
Singapur	533	2.837	3.371	Total	2.178.593	2.158.385	4.336.978





4.3.5 Mercancías transbordadas
Transhipped goods

4.3.6 Tráfico Roll-on / Roll-off
Roll-on / Roll-off traffic

4.3.6.1 Resumen del tráfico Roll-on / Roll-off
Summary of the traffic Roll-on / Roll-off

Mercancías		Cabotaje	Exterior	Total
Goods		Domestic	Foreign	Total
Mercancías embarcadas <i>Loaded goods</i>	En contenedores / <i>By containers (12.786 TEU's)</i>	340	128.043	128.383
	En otros medios / <i>By other means</i>	12.972	636.852	649.824
	Total	13.313	764.895	778.207
Mercancías desembarcadas <i>Unloaded goods</i>	En contenedores / <i>By containers (12.274 TEU's)</i>	11	163.090	163.101
	En otros medios / <i>By other means</i>	133	76.168	76.301
	Total	144	239.258	239.402
Mercancías embarcadas más desembarcadas <i>Loaded and unloaded</i>	En contenedores / <i>By containers (25.030 TEU's)</i>	351	291.133	291.484
	En otros medios / <i>By other means</i>	13.105	713.020	726.125
	Total	13.456	1.004.153	1.017.610

4.3.6.2 Unidades de transporte intermodal (UTI) Roll-on / Roll-off
Intermodal transport units (ITU) Roll-on / Roll-off

		cabotaje / domestic			exterior / foreign			total / total		
		embarc. loaded	desemb. unloaded	total total	embarc. loaded	desemb. unloaded	total total	embarc. loaded	desemb. unloaded	total total
Acompañado <i>Accompanied</i>	Camión articulado	0	0	0	0	0	0	0	0	0
	Camión rígido	0	0	0	1	0	1	1	0	1
	Tren de carretera	0	0	0	0	0	0	0	0	0
	TOTAL / TOTAL	0	0	0	1	0	1	1	0	1
No acompañado <i>Not accompanied</i>	Remolques, semirremolques y plataformas	42	2	44	6.336	6.135	12.471	6.378	6.137	12.515
Otros / <i>Others</i>	Cabeza Tractora	0	0	0	0	0	0	0	0	0
	Furgón	0	0	0	0	0	0	0	0	0
	Roll tráiler y otros equipos	0	0	0	1	0	1	1	0	1
	TOTAL / TOTAL	0	0	0	1	0	1	1	0	1
TOTAL	TOTAL / TOTAL	42	2	44	6.338	6.135	12.473	6.380	6.137	12.517

4.3.6.3 Unidades de automóviles en régimen de mercancía
Units of vehicles considered like good

	cabotaje / domestic			exterior / foreign			total / total		
	embarc. loaded	desemb. unloaded	total total	embarc. loaded	desemb. unloaded	total total	embarc. loaded	desemb. unloaded	total total
Autobuses / <i>Buses</i>	1	6	7	15	12	27	16	18	34
Turismos (matriculados o no) / <i>Vehicles</i>	9.094	48	9.142	450.223	41.890	492.113	459.317	41.938	501.255
Camiones / <i>Trucks</i>	66	6	72	10.321	115	10.436	10.387	121	10.508
Vehículos especiales / <i>Special vehicles</i>	2	1	3	247	1	248	249	2	251
Motocicletas (inc. ciclomotores) <i>Motorcycles (mopeds included)</i>	1	2	3	0	0	0	1	2	3
TOTAL / TOTAL	9.164	63	9.227	460.806	42.018	502.824	469.970	42.081	512.051

4.3.7 Clasificación de mercancías
Classification of goods

4.3.7.1 Clasificación según su naturaleza
Classification by nature

mercancías / goods	cabotaje / domestic			exterior / foreign			total / total		
	embarc. loaded	desemb. unloaded	total	embarc. loaded	desemb. unloaded	total	embarc. loaded	desemb. unloaded	total
Energético / Power Products									
Otros productos petrolíferos Other petroleum products	0	0	0	1.808	1.069	2.877	1.808	1.069	2.877
Gases energéticos del petróleo / Energetic petroleum gases	0	0	0	0	58	58	0	58	58
Carbones y coque de petróleo Steam coal and petroleum coke	0	20	20	5.253	6.562	11.815	5.253	6.582	11.835
Biocombustibles / Biofuel	4	0	5	273	1.044	1.317	277	1.044	1.321
TOTAL / TOTAL	4	20	24	7.333	8.734	16.067	7.337	8.754	16.091
Siderometalúrgico / Siderurgical and Metallurgic Products									
Mineral de hierro / Iron ore	0	0	0	419	419	837	419	419	837
Otros minerales y residuos metálicos Other mineral ores	0	830	830	9.573	6.851	16.424	9.573	7.681	17.254
Chatarras de hierro / Scrap iron	39.935	0	39.935	3.830	1.049	4.879	43.765	1.049	44.814
Productos siderúrgicos Iron products	815	10.749	11.564	25.589	154.629	180.218	26.404	165.378	191.782
Otros productos metalúrgicos Other metallurgic products	818	0	818	8.081	111.324	119.405	8.898	111.324	120.222
TOTAL / TOTAL	41.567	11.579	53.147	47.491	274.271	321.763	89.059	285.851	374.909
Minerales no metálicos / Non-metallic minerals									
Sal común / Salt	1	0	1	298	0	298	299	0	299
Otros minerales no metálicos Other non-metallic minerals	22	0	22	4.239	10.117	14.355	4.261	10.117	14.377
TOTAL / TOTAL	23	0	23	4.537	10.117	14.653	4.560	10.117	14.676
Abonos / Fertilizers									
Potasas / Potash	0	0	0	0	736	736	0	736	736
Abonos naturales y artificiales Natural and artificial fertilizers	2	0	2	9.785	5.078	14.864	9.787	5.078	14.866
TOTAL / TOTAL	2	0	2	9.785	5.814	15.600	9.787	5.814	15.602
Químicos / Chemical Products									
Productos químicos Chemical products	2.321	359	2.681	31.060	94.380	125.440	33.381	94.739	128.120
TOTAL / TOTAL	2.321	359	2.681	31.060	94.380	125.440	33.381	94.739	128.120

mercancías / goods	cabotaje / domestic			exterior / foreign			total / total		
	embarc. loaded	desemb. unloaded	total	embarc. loaded	desemb. unloaded	total	embarc. loaded	desemb. unloaded	total
Materiales de construcción / Building materials									
Cemento y clinker Cement and clinker	0	227.114	227.114	24	73.897	73.921	24	301.011	301.035
Materiales de construcción elaborado Manufactured building materials	2.693	17	2.711	435.734	140.639	576.373	438.427	140.656	579.084
TOTAL / TOTAL	2.693	227.131	229.825	435.758	214.536	650.294	438.451	441.667	880.119
Agro-Ganadero y Alimentario / StockBreeding and Feeding Products									
Cereales y sus harinas Cereals and their flours	9	0	9	654	657	1.310	663	657	1.320
Habas de soja / Soybean	0	0	0	0	573	573	0	573	573
Frutas, hortalizas y legumbres Fruits and vegetables	0	0	0	9.166	145.250	154.416	9.166	145.250	154.416
Vinos, bebidas, alcoholes y derivados Wines, drinks and spirits	3.144	176	3.320	27.914	2.595	30.508	31.058	2.771	33.829
Conservas / Tinned food	833	82	915	22.576	115.271	137.847	23.409	115.353	138.762
Tabaco, cacao, café y especias Tobacco, cocoa, coffee and spices	200	0	200	1.399	3.782	5.181	1.599	3.782	5.381
Aceites y grasas / Oils and greases	0	244	244	12.896	16.628	29.523	12.896	16.872	29.768
Otros productos alimenticios Other foods	1.019	117	1.136	124.143	6.866	131.009	125.162	6.983	132.145
Pescados congelados y refrigerados Chilled and frozen fish	453	25.601	26.054	106.410	437.639	544.049	106.863	463.240	570.104
Pienso y forrajes Animal feed and fodder	803	49	853	20.302	28.339	48.641	21.105	28.388	49.493
TOTAL / TOTAL	6.462	26.270	32.733	325.458	757.600	1.083.058	331.920	783.870	1.115.790
Otras mercancías / Other goods									
Maderas y corcho / Wood and cork	531	10	541	170.026	22.148	192.175	170.558	22.158	192.716
Papel y pasta / Paper and pulp	4.963	0	4.963	8.312	2.423	10.735	13.275	2.423	15.698
Maquinaria, herramientas y repuesto Machinery, tools and spares	850	481	1.331	73.275	47.961	121.236	74.124	48.442	122.566
Resto mercancías / Other goods	2.511	397	2.908	52.283	47.249	99.532	54.794	47.646	102.440
TOTAL / TOTAL	8.855	888	9.743	303.896	119.781	423.677	312.751	120.669	433.420
Vehículos y elementos de transporte / Vehicles and transport elements									
Vehículos y sus piezas Vehicles and their parts	12.882	197	13.079	663.815	160.388	824.203	676.697	160.585	837.282
Tara equipamiento (Ro-Ro) Ro-Ro traffic tare weights	336	11	347	42.790	42.482	85.271	43.126	42.492	85.618
Tara contenedores / Containers tare	18.569	15.911	34.481	192.745	208.124	400.869	211.315	224.035	435.350
TOTAL / TOTAL	31.788	16.119	47.906	899.350	410.993	1.310.343	931.138	427.112	1.358.250
TOTAL / TOTAL	93.716	282.367	376.083	2.064.669	1.896.226	3.960.895	2.158.385	2.178.593	4.336.978



4.3.7.2 Clasificación según su naturaleza y presentación
Classification by nature and packaging

Nº MERCANCÍAS / No. GOODS	Graneles líquidos Liquid bulks			Graneles sólidos Solid Bulk			Mercancía general, en contenedor General cargo in containers			Mercancía general convencional General Cargo			Total mercancía general Total General Cargo			TOTAL		
	embarc. loaded	desemb. unloaded	total total	embarc. loaded	desemb. unloaded	total total	embarc. loaded	desemb. unloaded	total total	embarc. loaded	desemb. unloaded	total total	embarc. loaded	desemb. unloaded	total total	embarc. loaded	desemb. unloaded	total total
Energético / Power Products	0	0	0	0	0	0	7.335	8.754	16.089	2	0	2	7.337	8.754	16.091	7.337	8.754	16.091
6 Otros productos petrolíferos / Other petroleum products	0	0	0	0	0	0	1.805	1.069	2.875	2	0	2	1.808	1.069	2.877	1.808	1.069	2.877
07 Gases energéticos del petróleo / Energetic petroleum gases	0	0	0	0	0	0	0	58	58	0	0	0	0	58	58	0	58	58
12 Carbones y coque de petróleo / Steam coal and petroleum coke	0	0	0	0	0	0	5.253	6.582	11.835	0	0	0	5.253	6.582	11.835	5.253	6.582	11.835
51 Biocombustibles / Biofuel	0	0	0	0	0	0	277	1.044	1.321	0	0	0	277	1.044	1.321	277	1.044	1.321
Siderometalúrgico / Iron And Steel	0	0	0	0	0	0	45.417	138.676	184.093	43.642	147.175	190.816	89.059	285.851	374.909	89.059	285.851	374.909
8 Mineral de hierro / Iron ore	0	0	0	0	0	0	419	419	837	0	0	0	419	419	837	419	419	837
10 Otros minerales y residuos metálicos / Other mineral ores	0	0	0	0	0	0	9.573	7.681	17.254	0	0	0	9.573	7.681	17.254	9.573	7.681	17.254
11 Chatarras de hierro / Scrap iron	0	0	0	0	0	0	3.830	1.043	4.873	39.935	6	39.941	43.765	1.049	44.814	43.765	1.049	44.814
13 Productos siderúrgicos / Iron products	0	0	0	0	0	0	22.697	61.638	84.335	3.707	103.740	107.447	26.404	165.378	191.782	26.404	165.378	191.782
36 Otros productos metalúrgicos / Other metallurgic products	0	0	0	0	0	0	8.898	67.895	76.794	0	43.429	43.429	8.898	111.324	120.222	8.898	111.324	120.222
Minerales no metálicos / Non-Metal Minerals	0	0	0	0	0	0	4.560	10.117	14.676	0	0	0	4.560	10.117	14.676	4.560	10.117	14.676
25 Sal común / Salt	0	0	0	0	0	0	299	0	299	0	0	0	299	0	299	299	0	299
52 Otros minerales no metálicos / Other non-metallic minerals	0	0	0	0	0	0	4.261	10.117	14.377	0	0	0	4.261	10.117	14.377	4.261	10.117	14.377
Abonos / Fertilizers	0	0	0	0	0	0	9.787	5.814	15.602	0	0	0	9.787	5.814	15.602	9.787	5.814	15.602
15 Potasas / Potash	0	0	0	0	0	0	0	736	736	0	0	0	0	736	736	0	736	736
16 Abonos naturales y artificiales / Natural and artificial fertilizers	0	0	0	0	0	0	9.787	5.078	14.866	0	0	0	9.787	5.078	14.866	9.787	5.078	14.866
Químicos / Chemical products	0	48.363	48.363	0	0	0	33.380	46.376	79.756	1	1	1	33.381	46.377	79.758	33.381	94.739	128.120
17 Productos químicos / Chemical products	0	48.363	48.363	0	0	0	33.380	46.376	79.756	1	1	1	33.381	46.377	79.758	33.381	94.739	128.120
Materiales de construcción / Building materials	0	0	0	0	300.986	300.986	360.557	36.678	397.235	77.894	104.003	181.897	438.451	140.681	579.133	438.451	441.667	880.119
18 Cemento y clinker / Cement and clinker	0	0	0	0	300.986	300.986	24	25	49	0	0	0	24	25	49	24	301.011	301.035
20 Materiales de construcción elaborados / Manufactured building materials	0	0	0	0	0	0	360.533	36.653	397.186	77.894	104.003	181.897	438.427	140.656	579.084	438.427	140.656	579.084
Agro-ganadero y alimentario / Stockbreeding and feeding products	0	9.382	9.382	0	0	0	331.203	682.206	1.013.409	717	92.283	93.000	331.920	774.489	1.106.409	331.920	783.870	1.115.790
21 Cereales y sus harinas / Cereals and their flours	0	0	0	0	0	0	663	657	1.320	0	0	0	663	657	1.320	663	657	1.320
22 Habas de soja / Soybean	0	0	0	0	0	0	0	573	573	0	0	0	0	573	573	0	573	573
23 Frutas, hortalizas y legumbres / Fruits and vegetables	0	0	0	0	0	0	9.166	145.250	154.416	0	0	0	9.166	145.250	154.416	9.166	145.250	154.416
24 Vinos, bebidas, alcoholes y derivados / Wines, drinks and spirits	0	0	0	0	0	0	31.058	2.771	33.829	0	0	0	31.058	2.771	33.829	31.058	2.771	33.829
27 Conservas / Tinned food	0	0	0	0	0	0	23.408	115.353	138.762	0	0	0	23.409	115.353	138.762	23.409	115.353	138.762
28 Tabaco, cacao, café y especias / Tobacco, cocoa, coffee and spices	0	0	0	0	0	0	1.598	3.782	5.381	0	0	0	1.599	3.782	5.381	1.599	3.782	5.381
29 Aceites y grasas / Oils and greases	0	9.382	9.382	0	0	0	12.896	7.490	20.386	0	0	0	12.896	7.490	20.386	12.896	16.872	29.768
30 Otros productos alimenticios / Other foods	0	0	0	0	0	0	125.162	6.983	132.145	0	0	0	125.162	6.983	132.145	125.162	6.983	132.145
33 Pescados congelados y refrigerados / Chilled and frozen fish	0	0	0	0	0	0	106.147	370.958	477.105	716	92.283	92.999	106.863	463.240	570.104	106.863	463.240	570.104
37 Pienso y forrajes / Animal feed and fodder	0	0	0	0	0	0	21.105	28.388	49.493	0	0	0	21.105	28.388	49.493	21.105	28.388	49.493
Otras mercancías / Other goods	0	0	0	0	0	0	304.265	115.444	419.709	8.486	5.225	13.711	312.751	120.669	433.420	312.751	120.669	433.420
19 Maderas y corcho / Wood and cork	0	0	0	0	0	0	170.545	22.158	192.703	13	0	13	170.558	22.158	192.716	170.558	22.158	192.716
26 Papel y pasta / Paper and pulp	0	0	0	0	0	0	13.275	2.423	15.698	0	0	0	13.275	2.423	15.698	13.275	2.423	15.698
31 Maquinaria, herramientas y repuestos / Machinery, tools and spares	0	0	0	0	0	0	68.294	43.446	111.741	5.830	4.996	10.826	74.124	48.442	122.566	74.124	48.442	122.566
34 Resto mercancías / Other goods	0	0	0	0	0	0	52.151	47.416	99.567	2.643	230	2.873	54.794	47.646	102.440	54.794	47.646	102.440
Vehic. y elementos transportes / Vehicles and transport elements	0	0	0	0	0	0	284.124	355.593	639.717	647.013	71.520	718.533	931.138	427.112	1.358.250	931.138	427.112	1.358.250
32 Vehículos y sus piezas / Motor vehicles and parts	0	0	0	0	0	0	29.699	89.065	118.764	646.998	71.520	718.518	676.697	160.585	837.282	676.697	160.585	837.282
38 Tara equipamiento (Ro-Ro) / Ro-Ro traffic tare weights	0	0	0	0	0	0	43.111	42.492	85.603	15	0	15	43.126	42.492	85.618	43.126	42.492	85.618
39 Tara contenedores / Containers tare	0	0	0	0	0	0	211.315	224.035	435.350	0	0	0	211.315	224.035	435.350	211.315	224.035	435.350
TOTAL	0	57.744	57.744	0	300.986	300.986	1.380.629	1.399.657	2.780.287	777.755	420.206	1.197.961	2.158.385	1.819.863	3.978.248	2.158.385	2.178.593	4.336.978

4.3.7.3 Clasificación de mercancías en tránsito según su naturaleza
Classification of goods in transit by nature

Nº MERCANCÍAS / No. GOODS	cabotaje / domestic			exterior / foreign			total / total		
	embarc. loaded	desemb. unloaded	total total	embarc. loaded	desemb. unloaded	total total	embarc. loaded	desemb. unloaded	total total
Energético / Power Products	0	0	0	5.483	5.126	10.609	5.483	5.126	10.609
6 Otros productos petrolíferos Other petroleum products	0	0	0	306	306	611	306	306	611
12 Carbones y coque de petróleo Steam coal and petroleum coke	0	0	0	5.177	4.821	9.997	5.177	4.821	9.997
Siderometalúrgico / Iron And Steel	47	47	93	16.257	16.383	32.640	16.304	16.430	32.733
8 Mineral de hierro / Iron ore	0	0	0	419	419	837	419	419	837
10 Otros minerales y residuos metálicos Other mineral ores	0	0	0	5.530	5.530	11.060	5.530	5.530	11.060
11 Chatarras de hierro / Scrap iron	0	0	0	932	972	1.905	932	972	1.905
13 Productos siderúrgicos / Iron products	47	47	93	9.207	9.293	18.500	9.254	9.340	18.593
36 Otros productos metalúrgicos Other metallurgic products	0	0	0	169	169	338	169	169	338
Minerales no metálicos / Non-Metal Minerals	0	0	0	480	480	960	480	480	960
52 Otros minerales no metálicos Other non-metallic minerals	0	0	0	480	480	960	480	480	960
Abonos / Fertilizers	0	0	0	179	179	359	179	179	359
16 Abonos naturales y artificiales Natural and artificial fertilizers	0	0	0	179	179	359	179	179	359
Químicos / Chemical products	24	24	48	5.401	5.377	10.778	5.425	5.401	10.826
17 Productos químicos / Chemical products	24	24	48	5.401	5.377	10.778	5.425	5.401	10.826
Materiales de construcción / Building materials	0	0	0	10.439	12.610	23.049	10.439	12.610	23.049
20 Materiales de construcción elaborados Manufactured building materials	0	0	0	10.439	12.610	23.049	10.439	12.610	23.049
Agro-ganadero y alimentario Stockbreeding and feeding products	165	538	703	26.219	26.221	52.440	26.384	26.759	53.143
23 Frutas, hortalizas y legumbres / Fruits and vegetables	0	0	0	7.399	8.233	15.632	7.399	8.233	15.632
24 Vinos, bebidas, alcoholes y derivados Wines, drinks and spirits	0	0	0	1.737	1.596	3.333	1.737	1.596	3.333
27 Conservas / Tinned food	0	0	0	207	182	389	207	182	389
28 Tabaco, cacao, café y especias Tobacco, cocoa, coffee and spices	0	0	0	299	388	687	299	388	687
29 Aceites y grasas / Oils and greases	0	0	0	489	489	978	489	489	978
30 Otros productos alimenticios / Other foods	89	89	178	2.733	2.776	5.509	2.822	2.865	5.687
33 Pescados congelados y refrigerados Chilled or frozen fish	26	400	426	13.309	12.513	25.823	13.336	12.913	26.249
37 Pienso y forrajes / Animal feed and fodder	49	49	99	44	44	88	93	93	187
Otras mercancías / Other goods	55	92	148	7.202	7.398	14.600	7.258	7.490	14.748
19 Maderas y corcho / Wood and cork	0	0	0	858	973	1.831	858	973	1.831
26 Papel y pasta / Paper and pulp	0	0	0	632	610	1.242	632	610	1.242
31 Maquinaria, herramientas y repuestos Machinery, tools and spares	42	79	122	1.232	1.276	2.509	1.275	1.356	2.630
34 Resto mercancías / Other goods	13	13	26	4.480	4.538	9.018	4.493	4.551	9.044
Vehículos y elementos transportes Vehicles and transport elements	367	129	496	36.279	43.005	79.284	36.646	43.134	79.780
32 Vehículos y sus piezas / Motor vehicles and parts	11	0	11	26.284	32.869	59.153	26.295	32.869	59.165
38 Tara equipamiento (Ro-Ro) Ro-Ro traffic tare weights	0	0	0	110	177	288	110	177	288
39 Tara contenedores / Containers tare	356	129	484	9.885	9.958	19.843	10.241	10.087	20.327
TOTAL	658	830	1.488	107.939	116.780	224.719	108.597	117.610	226.206

4.3.7.4 Clasificación de mercancías en tránsito según su naturaleza y presentación
Classification of goods in transit by nature and packaging

Nº MERCANCÍAS / No. GOODS	MERCANCÍA GENERAL / GENERAL CARGO									TRÁNSITO / TRANSIT		
	en contenedores in containers			convencional / foreign			total / total			total / total		
	embarc. loaded	desemb. unloaded	total total	embarc. loaded	desemb. unloaded	total total	embarc. loaded	desemb. unloaded	total total	embarc. loaded	desemb. unloaded	total total
Energético / Power Products	5.483	5.126	10.609	0	0	0	5.483	5.126	10.609	5.483	5.126	10.609
6 Otros productos petrolíferos Other petroleum products	306	306	611	0	0	0	306	306	611	306	306	611
12 Carbones y coque de petróleo Steam coal and petroleum coke	5.177	4.821	9.997	0	0	0	5.177	4.821	9.997	5.177	4.821	9.997
Siderometalúrgico / Iron And Steel	16.304	16.426	32.729	0	4	4	16.304	16.430	32.733	16.304	16.430	32.733
8 Mineral de hierro / Iron ore	419	419	837	0	0	0	419	419	837	419	419	837
10 Otros minerales y residuos metálicos Other mineral ores	5.530	5.530	11.060	0	0	0	5.530	5.530	11.060	5.530	5.530	11.060
11 Chatarras de hierro / Scrap iron	932	972	1.905	0	0	0	932	972	1.905	932	972	1.905
13 Productos siderúrgicos / Iron products	9.254	9.336	18.589	0	4	4	9.254	9.340	18.593	9.254	9.340	18.593
36 Otros productos metalúrgicos Other metallurgic products	169	169	338	0	0	0	169	169	338	169	169	338
Minerales no metálicos / Non-Metal Minerals	480	480	960	0	0	0	480	480	960	480	480	960
52 Otros minerales no metálicos Other non-metallic minerals	480	480	960	0	0	0	480	480	960	480	480	960
Abonos / Fertilizers	179	179	359	0	0	0	179	179	359	179	179	359
16 Abonos naturales y artificiales Natural and artificial fertilizers	179	179	359	0	0	0	179	179	359	179	179	359
Químicos / Chemical products	5.425	5.401	10.826	0	0	0	5.425	5.401	10.826	5.425	5.401	10.826
17 Productos químicos / Chemical products	5.425	5.401	10.826	0	0	0	5.425	5.401	10.826	5.425	5.401	10.826
Materiales construcc. / Building materials	2.062	2.057	4.120	8.376	10.553	18.930	10.439	12.610	23.049	10.439	12.610	23.049
20 Materiales de construcción elaborados Manufactured building materials	2.062	2.057	4.120	8.376	10.553	18.930	10.439	12.610	23.049	10.439	12.610	23.049
Agro-ganadero y alimentario Stockbreeding and feeding products	26.384	26.359	52.743	0	400	400	26.384	26.759	53.143	26.384	26.759	53.143
23 Frutas, hortalizas, legumb. / Fruits, vegetables	7.399	8.233	15.632	0	0	0	7.399	8.233	15.632	7.399	8.233	15.632
24 Vinos, bebidas, alcoholes y derivados Wines, drinks and spirits	1.737	1.596	3.333	0	0	0	1.737	1.596	3.333	1.737	1.596	3.333
27 Conservas / Tinned food	207	182	389	0	0	0	207	182	389	207	182	389
28 Tabaco, cacao, café y especias Tobacco, cocoa, coffee and spices	299	388	687	0	0	0	299	388	687	299	388	687
29 Aceites y grasas / Oils and greases	489	489	978	0	0	0	489	489	978	489	489	978
30 Otros productos alimenticios / Other foods	2.822	2.865	5.687	0	0	0	2.822	2.865	5.687	2.822	2.865	5.687
33 Pescados congelados y refrigerados Chilled or frozen fish	13.336	12.513	25.849	0	400	400	13.336	12.913	26.249	13.336	12.913	26.249
37 Pienso y forrajes / Animal feed and fodder	93	93	187	0	0	0	93	93	187	93	93	187
Otras mercancías / Other goods	6.827	6.988	13.816	430	502	932	7.258	7.490	14.748	7.258	7.490	14.748
19 Maderas y corcho / Wood and cork	858	973	1.831	0	0	0	858	973	1.831	858	973	1.831
26 Papel y pasta / Paper and pulp	632	610	1.242	0	0	0	632	610	1.242	632	610	1.242
31 Maquinaria, herramientas y repuestos Machinery, tools and spares	844	856	1.700	430	500	930	1.275	1.356	2.630	1.275	1.356	2.630
34 Resto mercancías / Other goods	4.493	4.549	9.042	0	2	2	4.493	4.551	9.044	4.493	4.551	9.044
Vehículos y elementos transportes Vehicles and transport elements	10.576	10.479	21.055	26.070	32.655	58.725	36.646	43.134	79.780	36.646	43.134	79.780
32 Vehículos y piezas / Motor vehicles and parts	225	215	440	26.070	32.655	58.725	26.295	32.869	59.165	26.295	32.869	59.165
38 Tara Equipamiento (Ro-Ro) Ro-Ro traffic tare weights	110	177	288	0	0	0	110	177	288	110	177	288
39 Tara contenedores / Containers tare	10.241	10.087	20.327	0	0	0	10.241	10.087	20.327	10.241	10.087	20.327
TOTAL	73.720	73.496	147.216	34.877	44.113	78.990	108.597	117.610	226.206	108.597	117.610	226.206

4.4 Tráfico interior, toneladas
Local traffic, tons

4.5 Avituallamientos, toneladas
Supplies, tons

	toneladas / tons
Combustibles líquidos / <i>Liquid fuels</i>	60.624
Agua / <i>Water</i>	25.105
Hielo / <i>Ice</i>	25.668
Varios / <i>Others</i>	11.035
TOTAL / TOTAL	122.432

4.6 Pesca capturada
Fish captures

	Peso (kg) <i>Weight (kg)</i>	Valor en 1ª venta (euros) <i>Value in first sale (euros)</i>
Moluscos / <i>Mollusks</i>	1.830.418	10.935.396
Crustáceos / <i>Crustaceans</i>	535.568	5.063.313
Peces / <i>Fish</i>	34.430.404	111.784.731
TOTAL	36.796.390	127.783.441

4.7 Tráfico de contenedores
Container traffic

4.7.1 Contenedores de 20 pies
20 feet containers

		cabotaje / <i>domestic</i>		exterior / <i>foreign</i>		total / <i>total</i>	
		nº No	toneladas tons	nº No	toneladas tons	nº No	toneladas tons
EMBARCADAS LOADED	Con carga / <i>Full</i>	333	4.916	18.260	449.740	18.593	454.656
	Vacíos / <i>Empty</i>	380	773	772	1.788	1.152	2.562
	Total / Total	713	5.689	19.032	451.529	19.745	457.218
DESEMBARCADAS UNLOADED	Con carga / <i>Full</i>	37	493	11.916	262.854	11.953	263.347
	Vacíos / <i>Empty</i>	2.080	4.651	5.666	12.367	7.746	17.018
	Total / Total	2.117	5.144	17.582	275.222	19.699	280.365
TOTAL / TOTAL	Total / Total	2.830	10.833	36.614	726.750	39.444	737.583

4.7.2 Contenedores mayores de 20 pies
Containers over 20 feet

		cabotaje / <i>domestic</i>		exterior / <i>foreign</i>		total / <i>total</i>	
		nº No	toneladas tons	nº No	toneladas tons	nº No	toneladas tons
EMBARCADAS LOADED	Con carga / <i>Full</i>	1.209	23.146	33.937	849.510	35.146	872.656
	Vacíos / <i>Empty</i>	2.671	11.974	8.492	38.781	11.163	50.755
	Total / Total	3.880	35.120	42.429	888.291	46.309	923.412
DESEMBARCADAS UNLOADED	Con carga / <i>Full</i>	284	6.834	40.440	1.080.348	40.724	1.087.183
	Vacíos / <i>Empty</i>	2.366	9.918	5.243	22.192	7.609	32.109
	Total / Total	2.650	16.752	45.683	1.102.540	48.333	1.119.292
TOTAL / TOTAL	Total / Total	6.530	51.872	88.112	1.990.831	94.642	2.042.704

4.7.3 Total contenedores 20 pies o mayores
Total containers equal and over 20 feet

		cabotaje / <i>domestic</i>		exterior / <i>foreign</i>		total / <i>total</i>	
		nº No	toneladas tons	nº No	toneladas tons	nº No	toneladas tons
EMBARCADAS LOADED	Con carga / <i>Full</i>	1.542	28.062	52.197	1.299.250	53.739	1.327.312
	Vacíos / <i>Empty</i>	3.051	12.748	9.264	40.570	12.315	53.317
	Total / Total	4.593	40.810	61.461	1.339.820	66.054	1.380.629
DESEMBARCADAS UNLOADED	Con carga / <i>Full</i>	321	7.327	52.356	1.343.203	52.677	1.350.530
	Vacíos / <i>Empty</i>	4.446	14.568	10.909	34.559	15.355	49.128
	Total / Total	4.767	21.896	63.265	1.377.762	68.032	1.399.657
TOTAL / TOTAL	Total / Total	9.360	62.705	124.726	2.717.582	134.086	2.780.287

4.7.4 Contenedores de 20 pies o mayores en tránsito
Containers equal and over 20 feet in transit

		cabotaje / <i>domestic</i>		exterior / <i>foreign</i>		total / <i>total</i>	
		nº No	toneladas tons	nº No	toneladas tons	nº No	toneladas tons
EMBARCADAS LOADED	Con carga / <i>Full</i>	17	359	2.922	73.044	2.939	73.403
	Vacíos / <i>Empty</i>	72	288	13	29	85	317
	Total / Total	89	647	2.935	73.073	3.024	73.720
DESEMBARCADAS UNLOADED	Con carga / <i>Full</i>	18	373	2.937	72.946	2.955	73.319
	Vacíos / <i>Empty</i>	13	57	33	120	46	177
	Total / Total	31	430	2.970	73.066	3.001	73.496
TOTAL / TOTAL	Total / Total	120	1.077	5.905	146.139	6.025	147.216

4.7.5 Total contenedores equivalentes a 20 pies (TEUS)
Total equivalent 20 feet containers (TEUS)

		cabotaje / <i>domestic</i>		exterior / <i>foreign</i>		total / <i>total</i>	
		nº No	toneladas tons	nº No	toneladas tons	nº No	toneladas tons
EMBARCADAS LOADED	Con carga / <i>Full</i>	2.751	28.062	86.134	1.299.250	88.885	1.327.312
	Vacíos / <i>Empty</i>	5.722	12.748	17.756	40.570	23.478	53.317
	Total / Total	8.473	40.810	103.890	1.339.820	112.363	1.380.629
DESEMBARCADAS UNLOADED	Con carga / <i>Full</i>	605	7.327	92.796	1.343.203	93.401	1.350.530
	Vacíos / <i>Empty</i>	6.812	14.568	16.152	34.559	22.964	49.128
	Total / Total	7.417	21.896	108.948	1.377.762	116.365	1.399.657
TOTAL / TOTAL	Total / Total	15.890	62.705	212.838	2.717.582	228.728	2.780.287

4.7.6 Contenedores equivalentes a 20 pies (TEUS) en tránsito
Equivalent 20 feet containers (TEUS) in transit

		cabotaje / <i>domestic</i>		exterior / <i>foreign</i>		total / <i>total</i>	
		nº No	toneladas tons	nº No	toneladas tons	nº No	toneladas tons
EMBARCADAS LOADED	Con carga / <i>Full</i>	30	359	4.836	73.044	4.866	73.403
	Vacíos / <i>Empty</i>	144	288	14	29	158	317
	Total / Total	174	647	4.850	73.073	5.024	73.720
DESEMBARCADAS UNLOADED	Con carga / <i>Full</i>	32	373	4.840	72.946	4.872	73.319
	Vacíos / <i>Empty</i>	25	57	54	120	79	177
	Total / Total	57	430	4.894	73.066	4.951	73.496
TOTAL / TOTAL	Total / Total	231	1.077	9.744	146.139	9.975	147.216



4.7.7 Mercancías transportadas en contenedores clasificadas según su naturaleza, toneladas
Containerised goods classified by nature, tons

Nº MERCANCÍAS / No. GOODS	cabotaje / domestic			exterior / foreign			total / total		
	embarc. loaded	desemb. unloaded	total total	embarc. loaded	desemb. unloaded	total total	embarc. loaded	desemb. unloaded	total total
Energético / Power Products	4	20	24	7.331	8.734	16.065	7.335	8.754	16.089
6 Otros productos petrolíferos Other petroleum products	0	0	0	1.805	1.069	2.875	1.805	1.069	2.875
7 Gases energéticos del petróleo Energetic petroleum gases	0	0	0	0	58	58	0	58	58
12 Carbones y coque de petróleo Steam coal and petroleum coke	0	20	20	5.253	6.562	11.815	5.253	6.582	11.835
51 Biocombustibles / Biofuel	4	0	5	273	1.044	1.317	277	1.044	1.321
Siderometalúrgico / Iron And Steel	1.633	900	2.532	43.784	137.776	181.561	45.417	138.676	184.093
8 Mineral de hierro / Iron ore	0	0	0	419	419	837	419	419	837
10 Otros minerales y residuos metálicos Other mineral ores	0	830	830	9.573	6.851	16.424	9.573	7.681	17.254
11 Chatarras de hierro / Scrap iron	0	0	0	3.830	1.043	4.873	3.830	1.043	4.873
13 Productos siderúrgicos / Iron products	815	70	885	21.882	61.568	83.451	22.697	61.638	84.335
36 Otros productos metalúrgicos Other metallurgic products	818	0	818	8.081	67.895	75.976	8.898	67.895	76.794
Minerales no metálicos / Non-Metal Minerals	23	0	23	4.537	10.117	14.653	4.560	10.117	14.676
25 Sal común / Salt	1	0	1	298	0	298	299	0	299
52 Otros minerales no metálicos Other non-metallic minerals	22	0	22	4.239	10.117	14.355	4.261	10.117	14.377
Abonos / Fertilizers	2	0	2	9.785	5.814	15.600	9.787	5.814	15.602
15 Potasas / Potash	0	0	0	0	736	736	0	736	736
16 Abonos naturales y artificiales Natural and artificial fertilizers	2	0	2	9.785	5.078	14.864	9.787	5.078	14.866
Químicos / Chemical products	2.321	359	2.680	31.059	46.017	77.076	33.380	46.376	79.756
17 Productos químicos / Chemical products	2.321	359	2.680	31.059	46.017	77.076	33.380	46.376	79.756
Materiales de construcción / Building materials	2.693	17	2.711	357.864	36.661	394.525	360.557	36.678	397.235
18 Cemento y clinker / Cement and clinker	0	0	0	24	25	49	24	25	49
20 Materiales de construcción elaborados Manufactured building materials	2.693	17	2.711	357.840	36.636	394.476	360.533	36.653	397.186
Agro-ganadero y alimentario Stockbreeding and feeding products	6.462	3.748	10.211	324.741	678.457	1.003.199	331.203	682.206	1.013.409
21 Cereales y sus harinas / Cereals and their flours	9	0	9	654	657	1.310	663	657	1.320
22 Habas de soja / Soybean	0	0	0	0	573	573	0	573	573
23 Frutas, hortalizas y legumbres / Fruits and vegetables	0	0	0	9.166	145.250	154.416	9.166	145.250	154.416
24 Vinos, bebidas, alcoholes y derivados Wines, drinks and spirits	3.144	176	3.320	27.914	2.595	30.508	31.058	2.771	33.829
27 Conservas / Tinned food	833	82	915	22.576	115.271	137.847	23.408	115.353	138.762
28 Tabaco, cacao, café y especias Tobacco, cocoa, coffee and spices	200	0	200	1.398	3.782	5.181	1.598	3.782	5.381
29 Aceites y grasas / Oils and greases	0	244	244	12.896	7.246	20.142	12.896	7.490	20.386
30 Otros productos alimenticios / Other foods	1.019	117	1.136	124.143	6.866	131.009	125.162	6.983	132.145
33 Pescados congelados y refrigerados Chilled or frozen fish	453	3.080	3.532	105.694	367.878	473.573	106.147	370.958	477.105
37 Pienso y forrajes / Animal feed and fodder	803	49	853	20.302	28.339	48.641	21.105	28.388	49.493
Otras mercancías / Other goods	8.749	865	9.614	295.516	114.578	410.094	304.265	115.444	419.709
19 Maderas y corcho / Wood and cork	531	10	541	170.013	22.148	192.162	170.545	22.158	192.703
26 Papel y pasta / Paper and pulp	4.963	0	4.963	8.312	2.423	10.735	13.275	2.423	15.698
31 Maquinaria, herramientas y repuestos Machinery, tools and spares	744	459	1.203	67.551	42.988	110.538	68.294	43.446	111.741
34 Resto mercancías / Other goods	2.511	397	2.908	49.640	47.020	96.660	52.151	47.416	99.567
Vehículos y elementos transportes Vehicles and transport elements	18.922	15.986	34.908	265.203	339.607	604.809	284.124	355.593	639.717
32 Vehículos y sus piezas / Motor vehicles and parts	16	64	81	29.683	89.001	118.684	29.699	89.065	118.764
38 Tara Equipamiento (Ro-Ro) Ro-Ro traffic tare weights	336	11	347	42.775	42.482	85.256	43.111	42.492	85.603
39 Tara contenedores / Containers tare	18.569	15.911	34.481	192.745	208.124	400.869	211.315	224.035	435.350
TOTAL	40.810	21.896	62.705	1.339.820	1.377.762	2.717.582	1.380.629	1.399.657	2.780.287

4.8 Resumen general del tráfico marítimo
General summary of maritime traffic

4.8.1 Cuadro general número 1
General chart number 1

Concepto / Item		toneladas / tons
Graneles líquidos / <i>Liquid bulks</i>	Productos petrolíferos / <i>Oil products</i>	0
	Gas natural / <i>Natural gas</i>	0
	Otros líquidos / <i>Other liquid</i>	57.744
	Total	57.744
Graneles sólidos / <i>Dry bulks</i>	Total	300.986
Mercancía general / <i>General cargo</i>	Total	3.978.248
Tráfico interior / <i>Local traffic</i>	Total	0
Avituallamiento / <i>Supplies</i>	Productos petrolíferos / <i>Oil products</i>	60.624
	Resto / <i>Rest</i>	61.808
	Total	122.432
Pesca fresca / <i>Fresh fish</i>	Total	36.796
TOTAL / TOTAL		4.496.206

4.8.2 Cuadro general número 2 (Incluido tráfico interior, avituallamiento y pesca fresca)
General chart number 2 (Local traffic, supplies and fresh fish, included)

Concepto / Item	toneladas / tons
Mercancías embarcadas / <i>Goods loaded</i>	2.280.817
Mercancías desembarcadas / <i>Goods unloaded</i>	2.215.389
Mercancías transbordadas / <i>Goods transhipped</i>	0
TOTAL / TOTAL	4.496.206

4.8.3 Cuadro general número 3
General chart number 3

Concepto / Item		toneladas tons	
Comercio exterior / <i>Foreign trade</i>	Importadas <i>Import</i>	Graneles líquidos / <i>Liquid bulks</i>	57.744
		Graneles sólidos / <i>Solid bulks</i>	73.872
		Mercancía general / <i>General Cargo</i>	1.407.360
		Total	1.538.976
	Exportadas <i>Export</i>	Graneles líquidos / <i>Liquid bulks</i>	0
		Graneles sólidos / <i>Solid bulks</i>	0
		Mercancía general / <i>General Cargo</i>	1.731.190
Total	1.731.190		
Comercio nacional / <i>Domestic trade</i>		340.253	
Mercancías en tránsito / <i>Goods in transit</i>		205.591	
Mercancías transbordadas / <i>Goods transhipment</i>		0	
Taras de equipamientos / <i>Equipments tares</i>		520.968	
Pesca fresca, avituallamiento y tráfico interior / <i>Fresh fish, supplies and local traffic</i>		159.229	
TOTAL		4.496.206	

4.9 Tráfico terrestre
Hinterland traffic

Medio de transporte utilizado para la entrada o salida de la zona de servicio del puerto <i>Transport system used for hinterland connections from or to port areas</i>			
	Toneladas / Tons		
	Cargadas en barco <i>Loaded on vessel</i>	Descargadas de barco <i>Unloaded from vessel</i>	Total <i>Total</i>
Ferrocarril / <i>Railway</i>	0	0	0
Carretera / <i>Road</i>	2.049.788	2.060.983	4.110.771
Tubería / <i>Pipe</i>	0	0	0
Otros medios / <i>Other</i>	0	0	0
Sin transporte terrestre / <i>Without land transport</i>	108.597	117.610	226.206
Total mercancías según transporte / <i>Total Hinterland Traffic</i>	2.158.385	2.178.593	4.336.978
Pesca, avituallamiento y tráfico interior o local <i>Fresh Fish, Supplies & Local Traffic</i>	122.432	36.796	159.229
Total pesca, avituallamiento y tráfico interior o local <i>Total fresh fish, supplies & local traffic</i>	122.432	36.796	159.229
TOTAL / TOTAL	2.280.817	2.215.389	4.496.206

